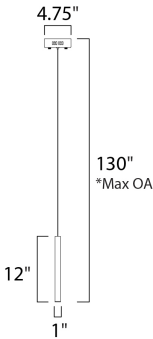




PRODUCT DESCRIPTION

Elongated metal tubes in a variety of finishes from Rose Gold to Polished Chrome suspend from pans to create impressive sculptural statements. Each tube encase a replaceable integrated LED module while many of the ceiling pans house additional LED spots to highlight the beautiful high gloss finishes as well as additional down light.



*max overall height



MEASUREMENTS

DIMENSION : 1" L x 1" W x 12" H
MAX OAH : 130" OAH
CANOPY : 4.75" W x 1.25" H x 4.75" L
HANGING WEIGHT : 1.54 lb

LAMPING

INPUT VOLTAGE : 120V
LUMENS : 70 Rated
BULB : 1W LED PCB Integrated , 1W Total
BULB INCLUDED : (Integrated)
DIMMABLE : No
CRI : 90+ CRI
COLOR_TEMP : 3000K

FINISHES OPTION

-  Polished Chrome (PC)
-  Rose Gold (RG)

MATERIAL

Stainless Steel

RATINGS

cETLus
Dry Location



ADDITIONAL

ADJUSTABLE
SLOPE: 120
RATED LIFE 25000 Hours
OPERATING TEMPERATURE:
-20°C (-4°F), 40°C (104°F)

Always consult a qualified electrician before installing any lighting product.



Modifications or Customizations: Please email contract@studiomlighting.com
Sample Request: Please email order@studiomlighting.com with subject line
"Sample Order_ [Project Name] / [Specifier/Designer]"
All samples are subject to Studio M approval and must show proof of project and/or explanation.

Job Name:	Job Type:
Quantity:	Comments