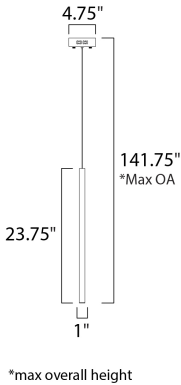




PRODUCT DESCRIPTION

Elongated metal tubes in a variety of finishes from Rose Gold to Polished Chrome suspend from pans to create impressive sculptural statements. Each tube encase a replaceable integrated LED module while many of the ceiling pans house additional LED spots to highlight the beautiful high gloss finishes as well as additional down light.





MEASUREMENTS

- DIMENSION : 1" L x 1" W x 23.75" H
- MAX OAH : 141.75" OAH
- CANOPY : 4.75" W x 1.25" H x 4.75" L
- HANGING WEIGHT : 1.76 lb

LAMPING

- INPUT VOLTAGE : 120V
- LUMENS : 70 Rated
- BULB : 1W LED PCB Integrated , 1W Total
- BULB INCLUDED : (Integrated)
- DIMMABLE : No
- CRI : 90+ CRI
- COLOR\_TEMP : 3000K

FINISHES OPTION

-  Polished Chrome (PC)
-  Rose Gold (RG)

MATERIAL

Stainless Steel

RATINGS

cETLus  
Dry Location



ADDITIONAL

ADJUSTABLE  
SLOPE: 120  
RATED LIFE 25000 Hours  
OPERATING TEMPERATURE:  
-20°C (-4°F), 40°C (104°F)

Always consult a qualified electrician before installing any lighting product.



Modifications or Customizations: Please email [contract@studiomlighting.com](mailto:contract@studiomlighting.com)  
Sample Request: Please email [order@studiomlighting.com](mailto:order@studiomlighting.com) with subject line  
"Sample Order\_ [Project Name] / [Specifier/Designer]"  
All samples are subject to Studio M approval and must show proof of project and/or explanation.

Job Name:	Job Type:
Quantity:	Comments