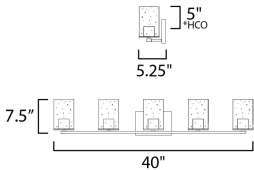


PRODUCT DESCRIPTION

Cylinders in Clear Seeded glass on simple Satin Nickel frames or matte Black frames with Antiqued Brass socket covers. Pivoting arms on chandelier allow it to direct light up or down. Use filament lamps either tubular or Edison in shape for a Coastal or Industrial look, or use a traditional A19 to create a more transitional look. A full range of affordable lighting for the kitchen, dining room, bathroom, or bedroom that easily complements fashionable finishes and lasting styles.



\*height from center of outlet to the top of the fixture



MEASUREMENTS

DIMENSION : 40" W x 7.5" H x 5.25" Ext  
BACK PLATE : 7" W x 4.75" H x 5" HCO  
HANGING WEIGHT : 3.32 lb

LAMPING

INPUT VOLTAGE : 120V  
BULB : 60W Incandescent E26 Medium , 300W Total  
BULB INCLUDED : (Not Included)  
DIMMABLE : Y  
LIGHTING\_DIRECTION : Up/Down

FINISHES OPTION

- Antique Brass / Black (ABBK)
- Satin Nickel (SN)

GLASS

Seedy CD

MATERIAL

Steel + Glass

RATINGS

cETLus  
Damp Location



ADDITIONAL

INSTALL UP/DOWN: Up/Down  
SLOPE:  
OPERATING TEMPERATURE:  
-20°C (-4°F), 40°C (104°F)

Always consult a qualified electrician before installing any lighting product.

STUDIO•M

Modifications or Customizations: Please email [contract@studiomlighting.com](mailto:contract@studiomlighting.com)  
Sample Request: Please email [order@studiomlighting.com](mailto:order@studiomlighting.com) with subject line  
"Sample Order\_ [Project Name] / [Specifier/Designer]"  
All samples are subject to Studio M approval and must show proof of project and/or explanation.

Job Name:	Job Type:
Quantity:	Comments