



PRODUCT DESCRIPTION

Sockets are suspended above a metal spun dome in your choice of Black or White with Gold accents or Satin Nickel with Black accents. A clean and simple approach to modern or transitional lighting, the opening allows light to shine through the opening atop while providing functional light below. This break in the two parts is supported with straps and decorative rivets in complimentary finishes for a subtly tasteful two-tone finish. A coordinating pin-up wall sconce offers a bedside application to this design with integrated switch on its back plate and two feet of cord cover that can be removed and hardwired per your preference.




MEASUREMENTS

DIMENSION : 12" L x 12" W x 9" H
 CANOPY : 4.75" W x 2" H x 4.75" L
 HANGING WEIGHT : 1.41 lb

LAMPING

INPUT VOLTAGE : 120V
 BULB : 60W Incandescent E26 Medium , 60W Total
 BULB INCLUDED : (Not Included)

FINISHES OPTION

-  Antique Brass / Black
-  Satin Nickel
-  White/Satin Brass

MATERIAL

Steel, Aluminum

RATINGS

Dry Location

ADDITIONAL

SLOPE:
 OPERATING TEMPERATURE:
 -20°C (-4°F), 40°C (104°F)

Always consult a qualified electrician before installing any lighting product.



Modifications or Customizations: Please email contract@studiomlighting.com
Sample Request: Please email order@studiomlighting.com with subject line "Sample Order_ [Project Name] / [Specifier/Designer]"
 All samples are subject to Studio M approval and must show proof of project and/or explanation.

Job Name:	Job Type:
Quantity:	Comments: