



PRODUCT DESCRIPTION

Understated elegance and convenience in its design, the simple curved arms of the Bristol collection outstretch in elongated proportions that terminate at a tapered Satin White glass shade. Designed to emulate a traditional fabric shade, the material being glass adds the element of easy maintenance and allows for upward and downward facing light installations. The single tiered wider diameters on the chandeliers also offer an upscale country living addition to the collection. Available in various finishes of Satin Nickel, Satin Brass, or black tones including a textured Anthracite finish on the chandeliers and sconces.




MEASUREMENTS

DIMENSION : 26.5" L x 26.5" W x 10.5" H
 MAX OAH : 52.5" OAH
 CANOPY : 4.75" W x 0.75" H x 4.75" L
 HANGING WEIGHT : 7.15 lb

LAMPING

INPUT VOLTAGE : 120V
 BULB : 60W Incandescent E26 Medium , 300W Total
 BULB INCLUDED : (Not Included)

FINISHES OPTION

-  Anthracite
-  Satin Brass
-  Satin Nickel

GLASS

Satin White SW

MATERIAL

Steel, Glass

RATINGS

Dry Location

ADDITIONAL

SLOPE:
 OPERATING TEMPERATURE:
 -20°C (-4°F), 40°C (104°F)

Always consult a qualified electrician before installing any lighting product.



Modifications or Customizations: Please email contract@studiomlighting.com
Sample Request: Please email order@studiomlighting.com with subject line "Sample Order_ [Project Name] / [Specifier/Designer]"
 All samples are subject to Studio M approval and must show proof of project and/or explanation.

Job Name:	Job Type:
Quantity:	Comments