



PRODUCT DESCRIPTION

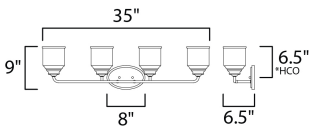
A modest frame of steel tubing gently bends to support a cluster of Clear Seedy bell-shaped glass. Similarly the bobeches and other metal accents echo that traditional bell shape creating an instant classic. An easy choice with transitional appeal, choose from a variety of complimentary finishes including matte Black, Heritage Brass or Satin Nickel.

MEASUREMENTS

DIMENSION : 35" W x 9" H x 6.5" Ext
 BACK PLATE : 8" W x 5" H x 6.5" HCO
 HANGING WEIGHT : 1.95 lb




LAMPING

INPUT VOLTAGE : 120V
 BULB : 60W Incandescent E26 Medium , 240W Total
 BULB INCLUDED : (Not Included)
 DIMMABLE :
 LIGHTING_DIRECTION : Up/Down



*height from center of outlet to the top of the fixture

FINISHES OPTION

-  Black (BK)
-  Heritage (HR)
-  Satin Nickel (SN)

GLASS

Seedy CD

MATERIAL

Steel, Glass

RATINGS

cULus
 Damp Location



ADDITIONAL

INSTALL UP/DOWN: Up/Down
 SLOPE: 30
 OPERATING TEMPERATURE:
 -20°C (-4°F), 40°C (104°F)

Always consult a qualified electrician before installing any lighting product.



Modifications or Customizations: Please email contract@studiomlighting.com
Sample Request: Please email order@studiomlighting.com with subject line "Sample Order_ [Project Name] / [Specifier/Designer]"
 All samples are subject to Studio M approval and must show proof of project and/or explanation.

Job Name:	Job Type:
Quantity:	Comments: