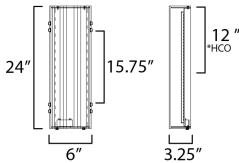




PRODUCT DESCRIPTION

With simple linear compositions and an elongated curved form, Mat Sanders draws inspiration from the Streamline Modern era of the 1930s. The faceted opal white glass elegantly diffuses light, while solid brass details provide an elevated, timeless look. Select from 5 color temperatures by adjusting the toggle switch easily accessible behind the shade.



\*Height from center of outlet to the top of the fixture



MEASUREMENTS

DIMENSION : 6" W x 24" H x 3.25" Ext  
BACK PLATE : 4.75" W x 23.5" H x 12" HCO  
HANGING WEIGHT : 7.85 lb

LAMPING

INPUT VOLTAGE : 120-277V  
LUMENS : 3,180 Rated (1,260 Del.)  
BULB : 28W LED DC Integrated , 28W Total  
BULB INCLUDED : (Integrated)  
DIMMABLE : Triac or ELV at 120V  
CRI : 90 CRI  
COLOR\_TEMP : 27-30-35-40-50K  
LIGHTING\_DIRECTION : Omni

FINISHES OPTION

 Natural Aged Brass (NAB)  
 Polished Nickel (PN)

GLASS

White WT

MATERIAL

Steel, Glass

RATINGS

cETLus  
Damp Location



ADDITIONAL

INSTALL UP/DOWN: Any  
SLOPE:  
RATED LIFE 35000 Hours  
OPERATING TEMPERATURE:  
-20°C (-4°F), 40°C (104°F)

Always consult a qualified electrician before installing any lighting product.

STUDIO•M

Modifications or Customizations: Please email [contract@studiomlighting.com](mailto:contract@studiomlighting.com)  
Sample Request: Please email [order@studiomlighting.com](mailto:order@studiomlighting.com) with subject line  
"Sample Order\_ [Project Name] / [Specifier/Designer]"  
All samples are subject to Studio M approval and must show proof of project and/or explanation.

Job Name:	Job Type:
Quantity:	Comments