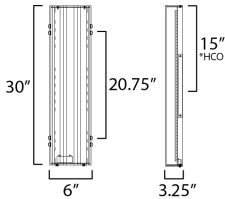




PRODUCT DESCRIPTION

With simple linear compositions and an elongated curved form, Mat Sanders draws inspiration from the Streamline Modern era of the 1930s. The faceted opal white glass elegantly diffuses light, while solid brass details provide an elevated, timeless look. Select from 5 color temperatures by adjusting the toggle switch easily accessible behind the shade.



*Height from center of outlet to the top of the fixture



MEASUREMENTS

DIMENSION : 6" W x 30" H x 3.25" Ext
BACK PLATE : 4.75" W x 29.25" H x 15" HCO
HANGING WEIGHT : 10.8 lb

LAMPING

INPUT VOLTAGE : 120-277V
LUMENS : 4,650 Rated (1,800 Del.)
BULB : 40W LED DC Integrated , 40W Total
BULB INCLUDED : (Integrated)
DIMMABLE : Triac or ELV at 120V
CRI : 90 CRI
COLOR_TEMP : 27-30-35-40-50K
LIGHTING_DIRECTION : Omni

FINISHES OPTION

 Natural Aged Brass (NAB)
 Polished Nickel (PN)

GLASS

White WT

MATERIAL

Steel, Glass

RATINGS

cETLus
Damp Location



ADDITIONAL

INSTALL UP/DOWN: Any
SLOPE:
RATED LIFE 35000 Hours
OPERATING TEMPERATURE:
-20°C (-4°F), 40°C (104°F)

Always consult a qualified electrician before installing any lighting product.

STUDIO•M

Modifications or Customizations: Please email contract@studiomlighting.com
Sample Request: Please email order@studiomlighting.com with subject line
"Sample Order_ [Project Name] / [Specifier/Designer]"
All samples are subject to Studio M approval and must show proof of project and/or explanation.

Job Name:	Job Type:
Quantity:	Comments