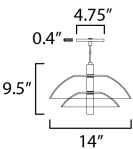




PRODUCT DESCRIPTION

Double stacked hand-blown glass domes plateau to a flattened plane resting marvelously on a cylindrical tube striped with dedicated LED light reveals. Glass options of Mirror Smoked or an opulent Emerald Green pair with a second clear glass shade. They appear to float as they suspend on the cylinders finished in fine French Gold or Polished Black Nickel. At the end of the cylinder an additional downlight provides functional lighting below.





MEASUREMENTS

DIMENSION : 14" L x 14" W x 9.5" H
MAX OAH : 129.5" OAH
CANOPY : 4.75" W x 0.4" H x 4.75" L
HANGING WEIGHT : 10.12 lb

LAMPING

INPUT VOLTAGE : 120-277V
LUMENS : 400 Rated (300 Del.)
BULB : 5W LED PCB Integrated , 10W Total
BULB INCLUDED : (Integrated)
DIMMABLE : 3-in-1: Triac, ELV, 0-10V
CRI : 90+ CRI
COLOR_TEMP : 3000K

FINISHES OPTION

 Black Chrome (BC)
 French Gold (FG)

GLASS

Green Emerald and Clear GECL

MATERIAL

Steel + Aluminium

RATINGS

cETLus
Dry Location



ADDITIONAL

RATED LIFE 50000 Hours
OPERATING TEMPERATURE:
-20°C (-4°F), 40°C (104°F)

Always consult a qualified electrician before installing any lighting product.

STUDIO•M

Modifications or Customizations: Please email contract@studiomlighting.com
Sample Request: Please email order@studiomlighting.com with subject line
"Sample Order_ [Project Name] / [Specifier/Designer]"
All samples are subject to Studio M approval and must show proof of project and/or explanation.

Job Name:	Job Type:
Quantity:	Comments