



PRODUCT DESCRIPTION

A directional light source that can be used as a vanity sconce or portrait lighting. The fixture features a curved metal panel that directs the light precisely where desired, while a dual mount junction box allows you to install it seamlessly on a horizontally installed single gang junction box or standard 3-0 or 4-0 junction box with the cover plate included. Available in Black, Polished Chrome, and Natural Aged Brass.




MEASUREMENTS

DIMENSION : 20.25" W x 4.75" H x 6" Ext  
MAX OAH : 4.75" W x 4.75" H  
HANGING WEIGHT : 2.706 lb

LAMPING

INPUT VOLTAGE : 120-277V  
LUMENS : 1,300 Rated (930 Del.)  
BULB : 17W LED DC Integrated , 17W Total  
BULB INCLUDED : (Integrated)  
DIMMABLE : 3-in-1: Triac, ELV, or 0-10V  
CRI : 90 CRI  
COLOR\_TEMP : 3000K  
LIGHTING\_DIRECTION : Directional

FINISHES OPTION

-  Black (BK)
-  Natural Aged Brass (NAB)
-  Polished Chrome (PC)

MATERIAL

Stainless Steel, Steel, Aluminum, S

RATINGS

cETLus  
Damp Location



ADDITIONAL

INSTALL UP/DOWN: Horizontal  
RATED LIFE 50000 Hours  
OPERATING TEMPERATURE:  
-20°C (-4°F), 40°C (104°F)

Always consult a qualified electrician before installing any lighting product.

STUDIO•M

Modifications or Customizations: Please email [contract@studiomlighting.com](mailto:contract@studiomlighting.com)  
Sample Request: Please email [order@studiomlighting.com](mailto:order@studiomlighting.com) with subject line  
"Sample Order\_ [Project Name] / [Specifier/Designer]"  
All samples are subject to Studio M approval and must show proof of project and/or explanation.

Job Name:	Job Type:
Quantity:	Comments