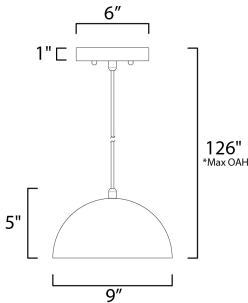




PRODUCT DESCRIPTION

Constructed of double thick aluminum which has a hammered interior finish polished so to not only be beautiful but multiply the lumen output. High polish enamel paints finish the exterior for the ultimate reflective surface. The larger sizes are fitted with commercial grade LED and multi-volt input drivers that dim with both ELV and 0-10V functions.



\*max overall height






MEASUREMENTS

DIMENSION : 9" L x 9" W x 5" H  
MAX OAH : 126" OAH  
CANOPY : 1" W x 1" H x 5.5" L  
HANGING WEIGHT : 1.65 lb

LAMPING

INPUT VOLTAGE : 120V  
LUMENS : 950 Rated (480 Del.)  
BULB : 10W LED DC Integrated , 10W Total  
BULB INCLUDED : (Integrated)  
DIMMABLE : ELV or Triac CL  
CRI : 90 CRI  
COLOR\_TEMP : 3000K

FINISHES OPTION

-  Gloss Black / Aluminum (GBAL)
-  Gloss Black / Gold (GBGLD)
-  Gloss Navy / Aluminum (GNAL)
-  Gloss Taupe / Aluminum (GTAL)
-  Gloss White / Aluminum (GWAL)

MATERIAL

Aluminum,Steel

RATINGS

cETLus  
Dry Location



ADDITIONAL

SLOPE:  
RATED LIFE 50000 Hours  
OPERATING TEMPERATURE:  
-20°C (-4°F), 40°C (104°F)

Always consult a qualified electrician before installing any lighting product.

STUDIO•M

Modifications or Customizations: Please email [contract@studiomlighting.com](mailto:contract@studiomlighting.com)  
Sample Request: Please email [order@studiomlighting.com](mailto:order@studiomlighting.com) with subject line  
"Sample Order\_ [Project Name] / [Specifier/Designer]"  
All samples are subject to Studio M approval and must show proof of project and/or explanation.

Job Name:	Job Type:
Quantity:	Comments