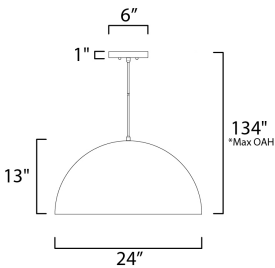




PRODUCT DESCRIPTION

Constructed of double thick aluminum which has a hammered interior finish polished so to not only be beautiful but multiply the lumen output. High polish enamel paints finish the exterior for the ultimate reflective surface. The larger sizes are fitted with commercial grade LED and multi-volt input drivers that dim with both ELV and 0-10V functions.



*max overall height






MEASUREMENTS

DIMENSION : 24" L x 24" W x 13" H
MAX OAH : 134" OAH
CANOPY : 6" W x 1" H x 6" L
HANGING WEIGHT : 7.05 lb

LAMPING

INPUT VOLTAGE : 120-277V
LUMENS : 1,900 Rated (960 Del.)
BULB : 20W LED PCB Integrated , 20W Total
BULB INCLUDED : (Integrated)
DIMMABLE : 3-in-1: Triac, ELV, or 0-10V
CRI : 90 CRI
COLOR_TEMP : 3000K

FINISHES OPTION

-  Gloss Black / Aluminum (GBAL)
-  Gloss Black / Gold (GBGLD)
-  Gloss Navy / Aluminum (GNAL)
-  Gloss Taupe / Aluminum (GTAL)
-  Gloss White / Aluminum (GWAL)

MATERIAL

Aluminum

RATINGS

cETLus
Dry Location



ADDITIONAL

SLOPE: 30
RATED LIFE 50000 Hours
OPERATING TEMPERATURE:
-20°C (-4°F), 40°C (104°F)

Always consult a qualified electrician before installing any lighting product.

STUDIO•M

Modifications or Customizations: Please email contract@studiomlighting.com
Sample Request: Please email order@studiomlighting.com with subject line
"Sample Order_ [Project Name] / [Specifier/Designer]"
All samples are subject to Studio M approval and must show proof of project and/or explanation.

Job Name:	Job Type:
Quantity:	Comments