



PRODUCT DESCRIPTION

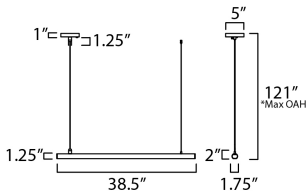
Elongated tubes of LED light are housed in incredibly small 1" diameter aluminum and suspended by nearly invisible support cables. Engineered to connect the various lengths end-to-end or with use of the rigid, angled adapters, adds endless applications for creativity and function. Each length includes a power feed within a surface mounted canopy and non-electrical support cables that standoff using ceiling anchors. The continuous run pendants in this series are a welcome convenience for commercial applications. Lengths range from 36" to impressive 96" long. Individually, the fixtures provide ample lighting downward with minimal disruption to the architectural sight lines of a space. Available in Black, White, and brushed Aluminum finishes these are exemplary streamlined forms with functional purpose.

MEASUREMENTS

DIMENSION : 38.5" L x 1.5" W x 1.25" H
 MAX OAH : 121" OAH
 CANOPY : 5" W x 1" H x 5" L
 HANGING WEIGHT : 3.03 lb



LAMPING

INPUT VOLTAGE : 120-277V
 LUMENS : 2,250 Rated (1,800 Del.)
 BULB : 28W LED PCB Integrated , 28W Total
 BULB INCLUDED : (Integrated)
 DIMMABLE : 3-in-1: Triac, ELV, or 0-10V
 CRI : 90 CRI
 COLOR_TEMP : Select 30/35/40K



*max overall height

FINISHES OPTION

-  Black (BK)
-  Satin Aluminum (SA)
-  White (WT)

GLASS

Frosted 90

MATERIAL

Acrylic, Aluminum

RATINGS

cETLus
 Dry Location



ADDITIONAL

RATED LIFE 50000 Hours
 OPERATING TEMPERATURE:
 -20°C (-4°F), 40°C (104°F)

Always consult a qualified electrician before installing any lighting product.

STUDIO•M

Modifications or Customizations: Please email contract@studiomlighting.com
Sample Request: Please email order@studiomlighting.com with subject line "Sample Order_ [Project Name] / [Specifier/Designer]"
 All samples are subject to Studio M approval and must show proof of project and/or explanation.

Job Name:	Job Type:
Quantity:	Comments: