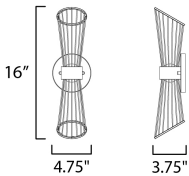




PRODUCT DESCRIPTION

A geometrical marvel of design and craft, the Zeta collection's abstract form seemingly twirls as if in movement. An elusive orb of clear glass casts light both up and downward through indelicate steel spindles in your choice of Natural Aged Brass, Matte Black or Matte White creating a remarkable filigree of light. Available in multiple sizes of pendants, a ceiling mount, and an ADA wall sconce, this collection of products serve as the ultimate focal point of a room.






MEASUREMENTS

DIMENSION : 4.75" W x 16" H x 3.75" Ext
MAX OAH : 4.75" W x 4.75" H
HANGING WEIGHT : 1.5 lb

LAMPING

INPUT VOLTAGE : 120V
LUMENS : 700 Rated (500 Del.)
BULB : 3.5W LED LED , 7W Total
BULB INCLUDED : (Integrated)
DIMMABLE : ELV or Triac CL
CRI : 90 CRI
COLOR_TEMP : 3000K
LIGHTING_DIRECTION : Up/Down

FINISHES OPTION

-  Black (BK)
-  Matte White (MW)
-  Natural Aged Brass (NAB)

MATERIAL

Steel + Aluminum

RATINGS

cETLus
Damp Location



ADDITIONAL

INSTALL UP/DOWN: Any
SLOPE:
RATED LIFE 50000 Hours
OPERATING TEMPERATURE:
-20°C (-4°F), 40°C (104°F)

Always consult a qualified electrician before installing any lighting product.



Modifications or Customizations: Please email contract@studiomlighting.com
Sample Request: Please email order@studiomlighting.com with subject line
"Sample Order_ [Project Name] / [Specifier/Designer]"
All samples are subject to Studio M approval and must show proof of project and/or explanation.

Job Name:	Job Type:
Quantity:	Comments