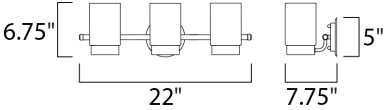


PRODUCT DESCRIPTION

A contemporary design featuring a Satin Nickel frame supporting Clear cylinder glass shades with Frost interior diffusers all powered with energy efficient LED technology. Finally LED technology at an affordable price.



**MEASUREMENTS**

DIMENSION : 22" W x 6.75" H x 7.75" Ext

BACK PLATE : 5" W x 2" H x 4.5" HCO

HANGING WEIGHT : 4.63 lb

**LAMPING**

INPUT VOLTAGE : 120V

LUMENS : 2,100 Rated (1,700 Del.)

BULB : 7.5W LED PCB Integrated , 22W Total

BULB INCLUDED : (Integrated)

DIMMABLE : Triac CL

CRI : 90+ CRI

COLOR\_TEMP : 3000K




FINISHES OPTION

 Satin Nickel (SN)

**GLASS**  
Clear and Frosted CLFT

**MATERIAL**  
Steel, Glass

**RATINGS**  
cETLus  
Damp Location



**ADDITIONAL**  
ADJUSTABLE  
INSTALL UP/DOWN: UP  
OPERATING TEMPERATURE:  
-20°C (-4°F), 40°C (104°F)

Always consult a qualified electrician before installing any lighting product.

STUDIO•M

Modifications or Customizations: Please email [contract@studiomlighting.com](mailto:contract@studiomlighting.com)  
Sample Request: Please email [order@studiomlighting.com](mailto:order@studiomlighting.com) with subject line  
"Sample Order\_ [Project Name] / [Specifier/Designer]"  
All samples are subject to Studio M approval and must show proof of project and/or explanation.

Job Name:	Job Type:
Quantity:	Comments