

**PRODUCT DESCRIPTION**

Surrounded by a metal drum shade in a variety of sizes and finishes, an internal shade constructed of acrylic evenly diffuses bright LED illumination. Designed for simpler installation and in an aesthetically pleasing silhouette, these practical metal drum shades are offered in Matte White both inside and out, or enhanced by gold or black interiors for reduced glare and stylish design. The series also features a chic Black with Gold interior color combination shade. To round out the collection, all these color options are also made compatible with a pendant accessory that quickly converts the flush mount fixtures into drum shade pendants.




**MEASUREMENTS**

DIMENSION : 13" L x 13" W x 3.5" H  
 HANGING WEIGHT : 5.1 lb

**LAMPING**

INPUT VOLTAGE : 120-277V  
 LUMENS : 1,600 Rated (1,200 Del.)  
 BULB : 20W LED DC Integrated , 20W Total  
 BULB INCLUDED : (Integrated)  
 CRI : 90 CRI  
 COLOR\_TEMP : Select 27-50KK

**FINISHES OPTION**

-  Black / Gold
-  White
-  White / Black
-  White/Gold

**MATERIAL**

Aluminum, Polycarbonate

**RATINGS**

Damp Location  
 CA Title 24



**ADDITIONAL**

SLOPE:  
 OPERATING TEMPERATURE:  
 -20°C (-4°F), 40°C (104°F)

Always consult a qualified electrician before installing any lighting product.



**Modifications or Customizations:** Please email [contract@studiomlighting.com](mailto:contract@studiomlighting.com)  
**Sample Request:** Please email [order@studiomlighting.com](mailto:order@studiomlighting.com) with subject line "Sample Order\_ [Project Name] / [Specifier/Designer]"  
 All samples are subject to Studio M approval and must show proof of project and/or explanation.

Job Name:	Job Type:
Quantity:	Comments: