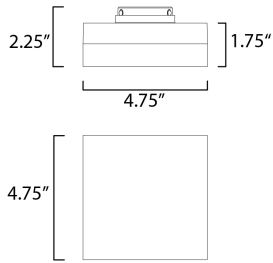




PRODUCT DESCRIPTION

Our ever popular flush mount available in an updated form. Featuring die-cast aluminum bases available in Satin Nickel or Polished Chrome with dimensional acrylic diffusers, Clear on the outside and Frost on the inside creating an intriguing optical effect. With increased lumens and better pricing this collection is the second generation in an already famous collection. Use the optional pendant adapter to convert any size to a hanging fixture.






MEASUREMENTS

DIMENSION : 4.75" L x 4.75" W x 1.75" H
 HANGING WEIGHT : 1.2 lb

LAMPING

INPUT VOLTAGE : 120V
 LUMENS : 920 Rated (820 Del.)
 BULB : 12.5W LED PCB Integrated , 12W Total
 BULB INCLUDED : (Integrated)
 DIMMABLE : ELV or Triac CL
 CRI : 90 CRI
 COLOR_TEMP : 3000K

FINISHES OPTION

-  Bronze (BZ)
-  Polished Chrome (PC)
-  Satin Nickel (SN)

GLASS

Clear and Frosted CLFT

MATERIAL

Acrylic, Aluminum

RATINGS

cETLus
 Wet Location
 Energy Star



ADDITIONAL

SLOPE:
 RATED LIFE 35000 Hours
 OPERATING TEMPERATURE:
 -20°C (-4°F), 40°C (104°F)
 PHOTOMETRIC: Report Found Online

Always consult a qualified electrician before installing any lighting product.



Modifications or Customizations: Please email contract@studiomlighting.com
Sample Request: Please email order@studiomlighting.com with subject line "Sample Order_ [Project Name] / [Specifier/Designer]"
 All samples are subject to Studio M approval and must show proof of project and/or explanation.

Job Name:	Job Type:
Quantity:	Comments: