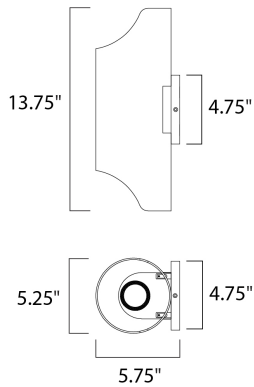




**PRODUCT DESCRIPTION**

Indirect exterior lighting not only provides illumination where you want but it also highlights the building structure for a beautiful architectural effect. Our collection of up and down lighting fixtures are available in both Architectural Bronze, Black, and Brushed Aluminum.





**MEASUREMENTS**

DIMENSION : 5.75" W x 13.75" H x 5.25" Ext  
 BACK PLATE : 4.75" W x 2.5" H x 6.75" HCO  
 HANGING WEIGHT : 3.58 lb

**LAMPING**

INPUT VOLTAGE : 120V  
 LUMENS : 840 Rated  
 BULB : 6W LED PCB Integrated , 12W Total  
 BULB INCLUDED : (Integrated)  
 DIMMABLE : N  
 CRI : 90+ CRI  
 COLOR\_TEMP : 3000K  
 LIGHTING\_DIRECTION : Up/Down

**FINISHES OPTION**

-  Architectural Bronze (ABZ)
-  Brushed Aluminum (AL)

**MATERIAL**

Aluminum, Glass

**RATINGS**

cETLus  
 Wet Location



**ADDITIONAL**

INSTALL UP/DOWN: Any  
 RATED LIFE 35000 Hours  
 OPERATING TEMPERATURE:  
 -20°C (-4°F), 40°C (104°F)

PHOTOMETRIC: Report Found Online

Always consult a qualified electrician before installing any lighting product.



**Modifications or Customizations:** Please email [contract@studiomlighting.com](mailto:contract@studiomlighting.com)  
**Sample Request:** Please email [order@studiomlighting.com](mailto:order@studiomlighting.com) with subject line "Sample Order\_ [Project Name] / [Specifier/Designer]"  
 All samples are subject to Studio M approval and must show proof of project and/or explanation.

Job Name:	Job Type:
Quantity:	Comments: