



PRODUCT DESCRIPTION

Drum shades in a variety of fabrics and materials are a core lighting offering. Flush mounts, pendants, and ADA sconces are available in options of linen, organza, grasscloth, and sound absorbing grey felt shades. An internal acrylic diffuser, illuminated by an evenly dispersed powerful LED light source, directs light downward and produces an ambient glow inside the outer shade. This lens features a crisp and tidy twist-lock mechanism that eliminates any visible hardware. whether it is put in a residential or commercial context, this collection meets the necessary application needs while adding style to the space.





MEASUREMENTS

DIMENSION : 6" W x 18.25" H x 3.75" Ext
MAX OAH : 6" W x 18.25" H
HANGING WEIGHT : 3.48 lb

LAMPING

INPUT VOLTAGE : 120-277V
LUMENS : 820 Rated (600 Del.)
BULB : 12W LED DC Integrated , 12W Total
BULB INCLUDED : (Integrated)
DIMMABLE : Triac & ELV dimmer
CRI : 90 CRI
COLOR_TEMP : 27/30/35/40/50K
LIGHTING_DIRECTION : Omni

FINISHES OPTION

-  Black Organza (BO)
-  Grass Cloth (GC)
-  Oatmeal (OM)
-  White Linen (WL)

MATERIAL

Fabric, Polycarbonate, Steel

RATINGS

cETLus
Dry Location
ADA



ADDITIONAL

INSTALL UP/DOWN: Any
RATED LIFE 35000 Hours
OPERATING TEMPERATURE:
-20°C (-4°F), 40°C (104°F)

Always consult a qualified electrician before installing any lighting product.

STUDIO•M

Modifications or Customizations: Please email contract@studiomlighting.com
Sample Request: Please email order@studiomlighting.com with subject line
"Sample Order_ [Project Name] / [Specifier/Designer]"
All samples are subject to Studio M approval and must show proof of project and/or explanation.

Job Name:	Job Type:
Quantity:	Comments