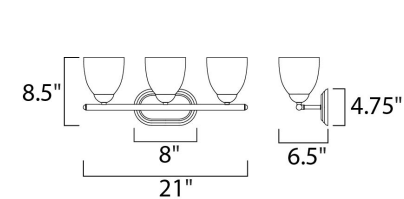




PRODUCT DESCRIPTION

This transitional design works in any style home. Intersecting, rectangular tubing finished in your choice of Satin Nickel or Oil Rubbed Bronze gently curves to support simple line Frost glass shades.






MEASUREMENTS

DIMENSION : 21" W x 8.5" H x 6.5" Ext  
BACK PLATE : 8" W x 4.75" H x 6.5" HCO  
HANGING WEIGHT : 3.75 lb

LAMPING

INPUT VOLTAGE : 120V  
BULB : 60W Incandescent E26 Medium , 180W Total  
BULB INCLUDED : (Not Included)  
DIMMABLE : Yes

FINISHES OPTION

-  Oil Rubbed Bronze (OI)
-  Polished Chrome (PC)
-  Satin Nickel (SN)

GLASS

Frosted FT

MATERIAL

Steel, Glass

RATINGS

cULus  
Damp Location



ADDITIONAL

INSTALL UP/DOWN: Up/Down  
OPERATING TEMPERATURE:  
-20°C (-4°F), 40°C (104°F)

PHOTOMETRIC: Report Found Online

Always consult a qualified electrician before installing any lighting product.

STUDIO•M

Modifications or Customizations: Please email [contract@studiomlighting.com](mailto:contract@studiomlighting.com)  
Sample Request: Please email [order@studiomlighting.com](mailto:order@studiomlighting.com) with subject line  
"Sample Order\_ [Project Name] / [Specifier/Designer]"  
All samples are subject to Studio M approval and must show proof of project and/or explanation.

Job Name:	Job Type:
Quantity:	Comments