





**PRODUCT DESCRIPTION**

Celebrate nostalgia using these sconces that feature opal White glass shades in a bell shape. Supported on rings of metal in your choice of Polished Chrome or a bolder two-tone Black and Satin Brass, this refreshing take plays into a retro aesthetic of your bathroom decor. Available in various lengths of both vanity lights or single sconces.

**FINISHES OPTION**

-  Polished Chrome (PC)
-  Satin Brass (SBR)

**GLASS**

White WT

**MATERIAL**

Steel, Glass

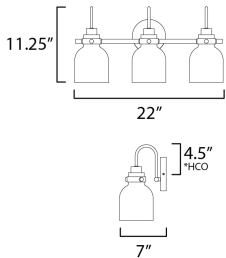
**RATINGS**

cETLus  
Damp Location



**ADDITIONAL**

INSTALL UP/DOWN: Down  
SLOPE: 30  
OPERATING TEMPERATURE:  
-20°C (-4°F), 40°C (104°F)



**MEASUREMENTS**

DIMENSION : 22" W x 11.25" H x 7" Ext  
BACK PLATE : 5" W x 5" H x 4.5" HCO  
HANGING WEIGHT : 4.69665 lb

**LAMPING**

INPUT VOLTAGE : 120V  
BULB : 60W Incandescent E26 Medium , 180W Total  
BULB INCLUDED : (Not Included)  
DIMMABLE : Y  
LIGHTING\_DIRECTION : Down

\*Height from center of outlet to the top of the fixture

Always consult a qualified electrician before installing any lighting product.



**Modifications or Customizations:** Please email [contract@studiomlighting.com](mailto:contract@studiomlighting.com)  
**Sample Request:** Please email [order@studiomlighting.com](mailto:order@studiomlighting.com) with subject line "Sample Order\_ [Project Name] / [Specifier/Designer]"  
All samples are subject to Studio M approval and must show proof of project and/or explanation.

Job Name:	Job Type:
Quantity:	Comments: