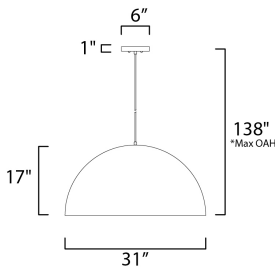




PRODUCT DESCRIPTION

Constructed of double thick aluminum which has a hammered interior finish polished so to not only be beautiful, but multiply the lumen output. High polish enamel paints finish the exterior for the ultimate reflective surface. The larger sizes are fitted with commercial grade LED and multi-volt input drivers that dim with both ELV and 0-10V functions.



*max overall height



MEASUREMENTS

DIMENSION : 31" L x 31" W x 17" H
 MAX OAH : 136" OAH
 CANOPY : 6" W x 1" H x 6" L
 HANGING WEIGHT : 17.9 lb

LAMPING

INPUT VOLTAGE : 120-277V
 LUMENS : 2,900 Rated (1,440 Del.)
 BULB : 30W LED PCB Integrated , 30W Total
 BULB INCLUDED : (Integrated)
 DIMMABLE : Triac, ELV, 0-10V
 CRI : 90 CRI
 COLOR_TEMP : 3000K

FINISHES OPTION

-  Glass Black / Aluminum
-  Glass Navy / Aluminum
-  Glass Taupe / Aluminum
-  Glass White / Aluminum

MATERIAL

Aluminum

RATINGS

cETLus
 Dry Location



ADDITIONAL

SLOPE: 30
 RATED LIFE 25000 Hours
 OPERATING TEMPERATURE:
 -20°C (-4°F), 40°C (104°F)

Always consult a qualified electrician before installing any lighting product.



Modifications or Customizations: Please email contract@studiomlighting.com
Sample Request: Please email order@studiomlighting.com with subject line "Sample Order_ [Project Name] / [Specifier/Designer]"
 All samples are subject to Studio M approval and must show proof of project and/or explanation.

| | |
|-----------|-----------|
| Job Name: | Job Type: |
| Quantity: | Comments: |