






PRODUCT DESCRIPTION

Our ever popular flush mount available in an updated form. Featuring die-cast aluminum bases available in Satin Nickel or Polished Chrome with dimensional acrylic diffusers, Clear on the outside and Frost on the inside creating an intriguing optical effect. With increased lumens and better pricing this collection is the second generation in an already famous collection. Use the optional pendant adapter to convert any size to a hanging fixture.

FINISHES OPTION

- 
 Bronze (BZ)
- 
 Polished Chrome (PC)
- 
 Satin Nickel (SN)

GLASS

Clear and Frosted CLFT

MATERIAL

Acrylic, Aluminum

RATINGS

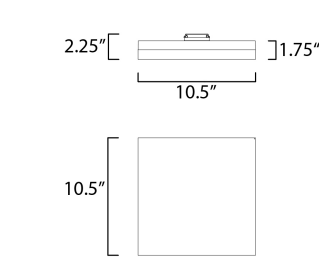
cETLus
 Wet Location
 Energy Star



ADDITIONAL

SLOPE:
 RATED LIFE 35000 Hours
 OPERATING TEMPERATURE:
 -20°C (-4°F), 40°C (104°F)

PHOTOMETRIC: Report Found Online



MEASUREMENTS	
DIMENSION	: 10.5" L x 10.5" W x 1.75" H
HANGING WEIGHT	: 4.32 lb
LAMPING	
INPUT VOLTAGE	: 120V
LUMENS	: 1,400 Rated (1,300 Del.)
BULB	: 20W LED PCB Integrated , 20W Total
BULB INCLUDED	: (Integrated)
DIMMABLE	: ELV or Triac CL
CRI	: 90 CRI
COLOR_TEMP	: 3000K

Always consult a qualified electrician before installing any lighting product.

STUDIO•M

Modifications or Customizations: Please email contract@studiomlighting.com
 Sample Request: Please email order@studiomlighting.com with subject line
 "Sample Order_ [Project Name] / [Specifier/Designer]"
 All samples are subject to Studio M approval and must show proof of project and/or explanation.

Job Name:	Job Type:
Quantity:	Comments